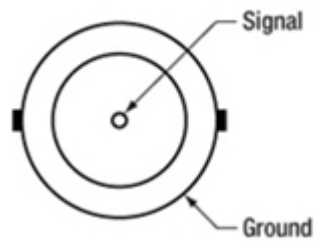


K IEPE Pinouts (Add-On) (INF 2213)



K-IEPE device

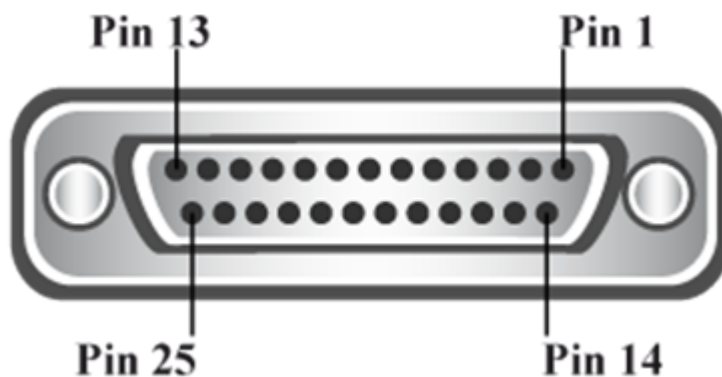
The IEPE BNC Connector



BNC connector

The K IEPE Connector


The K IEPE Connector is a Female 25-pin Standard D Type Connector with nuts.



Female 25-pin Standard D Type Connector

Pin No	Pin Function
Pin 1	+24V Output - ensure that the current drawn is not more than 75mA
Pin 2	+5V Output - ensure that the current drawn is not more than 75mA
Pin 5	Analog Ground
Pin 6	Analog Input 0 + ve (do not apply voltages outside the voltage range the K-IEPE is configured for).
Pin 7	Analog Input 1 + ve (do not apply voltages outside the voltage range the K-IEPE is configured for).
Pin 8	Analog Input 2 + ve (do not apply voltages outside the voltage range the K-IEPE is configured for).
Pin 9	Analog Input 3 + ve (do not apply voltages outside the voltage range the K-IEPE is configured for).
Pin 10	Analog Input 4 + ve (do not apply voltages outside the voltage range the K-IEPE is configured for).
Pin 11	Analog Input 5 + ve (do not apply voltages outside the voltage range the K-IEPE is configured for).
Pin 12	Analog Input 6 + ve (do not apply voltages outside the voltage range the K-IEPE is configured for).
Pin 13	Analog Input 7 + ve (do not apply voltages outside the voltage range the K-IEPE is configured for).
Pin 14	Ground Out
Pin 15	Ground Out
Pin 17	Analog Ground

Pin 18	Analog Input 0 - ve (do not apply voltages outside the voltage range the K-IEPE is configured for).
Pin 19	Analog Input 1 - ve (do not apply voltages outside the voltage range the K-IEPE is configured for).
Pin 20	Analog Input 2 - ve (do not apply voltages outside the voltage range the K-IEPE is configured for).
Pin 21	Analog Input 3 - ve (do not apply voltages outside the voltage range the K-IEPE is configured for).
Pin 22	Analog Input 4 - ve (do not apply voltages outside the voltage range the K-IEPE is configured for).
Pin 23	Analog Input 5 - ve (do not apply voltages outside the voltage range the K-IEPE is configured for).
Pin 24	Analog Input 6 - ve (do not apply voltages outside the voltage range the K-IEPE is configured for).
Pin 25	Analog Input 7 - ve (do not apply voltages outside the voltage range the K-IEPE is configured for).

 **Note:**

- Pins not mentioned in the description table(s) are NC.